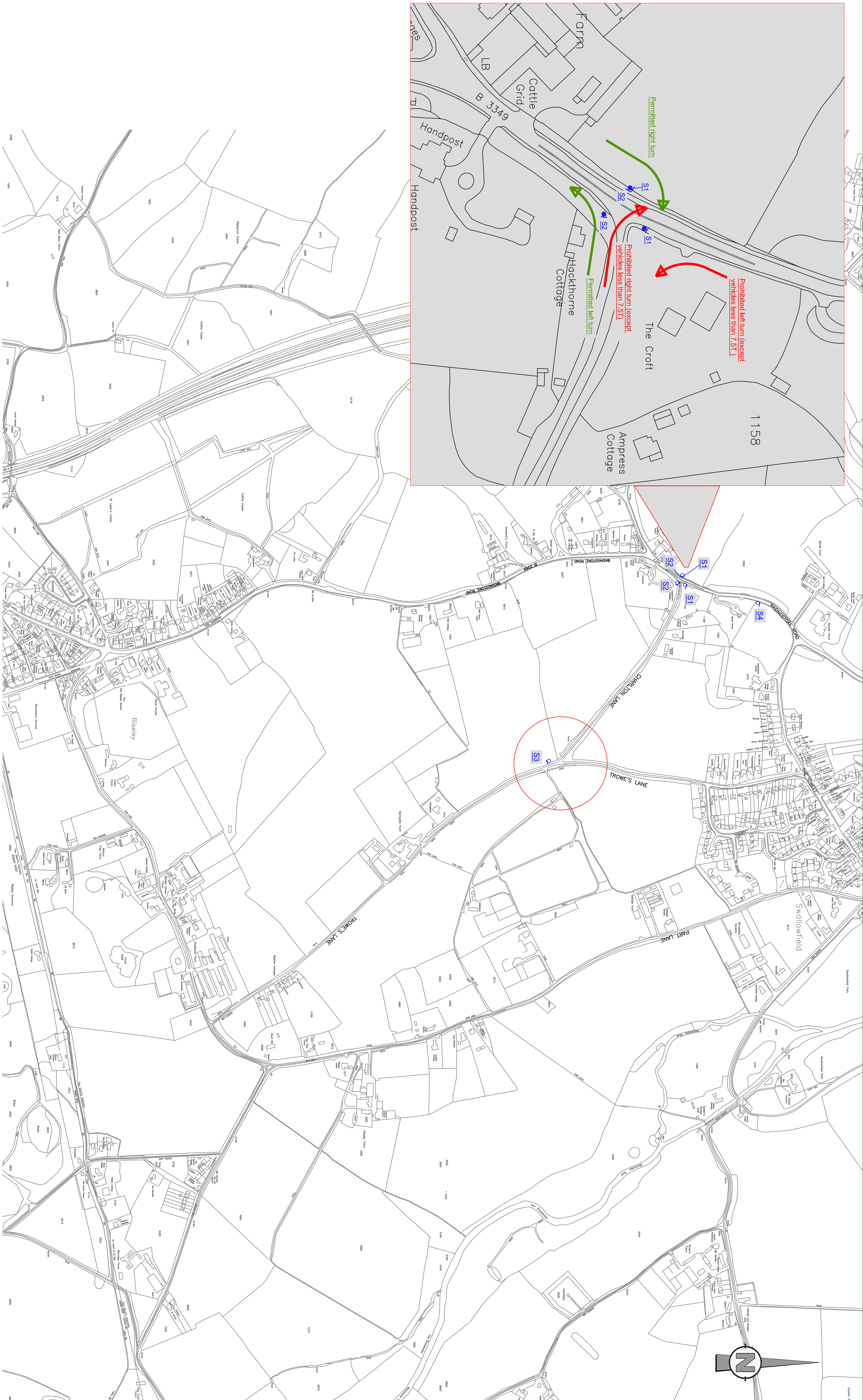


DO NOT SCALE

NOTES

Dft approval required for signs S1 & S2

Exact location of signs to be agreed on site with WBC Engineers.



REV	ID	DATE	BY	DESCRIPTION	CHK	APP
	0	06/12/2003	JM	FIRST ISSUE	NR	MG

FOR INFORMATION ONLY



CLIENT

WBC

ARCHITECT

JW

PROJECT:

Page 31

Title:

Basingstoke Road &
Charlton Lane

Over 7.5T in Weight

1

SCALE @ M:	CHECKED:	APPROVED:
NTS	NR	MG

CAD FILE:	DESIGN-DRAWING:	DATE:
5049-1831-C (CHARLTON LANE)	JW	March 2014

PROJECT NO:	DRAWING NO:	REV:
TBC	5049-1831	C

SIGN SCHEDULE



Diagram 613 (750mm Ø)

'X' height = 75

- Supplementary plate = white background with black border.




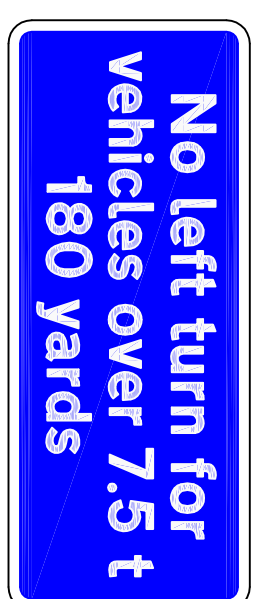
Diagram 612 (750mm Ø)

'X' height = 75

Supplementary plate = white background with black border.



S3 - Quantity = 1no.



S4 - Quantity = 1no.

This page is intentionally left blank